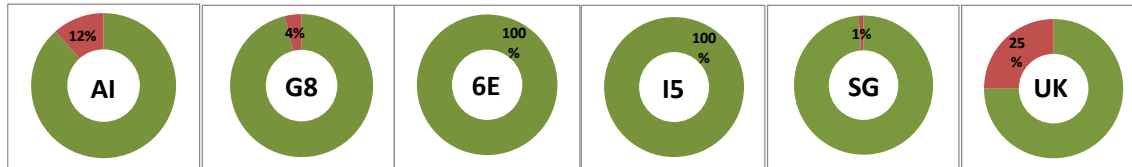


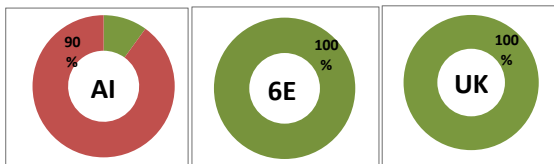
JULY 2020 DEPARTURES (0300 - 0900)

AIRLINES	TOTAL DEPARTURES	FLIGHTS ON TIME (STD + 15 min)	FLIGHTS DELAYED (STD + MORE THAN 15 Min)	% ON TIME	% DELAYED	NUMBER OF FLIGHTS DELAYED DUE TO										TOTAL DEPARTURE DELAY		
						AIRLINES					AIRPORT		WEATHER		ATC			
						PASSENGER & BAGGAGE HANDLING (IATA CODES 11-18)	AIRCRAFT & RAMP HANDLING (IATA CODES 31-39)	TECHNICAL, AUTOMATED EQUIPMENT FAILURE (IATA CODES 41-48)	OPERATIONS, CREW (IATA CODES 61-69)	REACTIONARY REASONS (IATA CODES 91-96)	AIRPORT FACILITIES (IATA CODES 87,89)	AIRPORT SECURITY (IATA CODE 85)	DESTINATION AIRPORT BELOW MINIMA (IATA CODE 72)	DEPARTURE AERODROME BELOW MINIMA (IATA CODE 71)	ATFM (IATA CODES 81-84)			
AI	26	23	3	88%	12%	0.00	0.00	0.00	2.00	1.00	0.00	0.00	0.00	0.00	0.00	0.00	0.00	3
G8	53	51	2	96%	4%	0.00	0.00	0.00	1.00	1.00	0.00	0.00	0.00	0.00	0.00	0.00	0.00	2
6E	218	218	0	100%	0%	0.00	0.00	0.00	0.00	0.00	0.00	0.00	0.00	0.00	0.00	0.00	0.00	0
I5	7	7	0	100%	0%	0.00	0.00	0.00	0.00	0.00	0.00	0.00	0.00	0.00	0.00	0.00	0.00	0
SG	89	88	1	99%	1%	0.00	0.00	0.00	0.00	1.00	0.00	0.00	0.00	0.00	0.00	0.00	0.00	1
UK	4	3	1	75%	25%	0.00	0.00	0.00	1.00	0.00	0.00	0.00	0.00	0.00	0.00	0.00	0.00	1
2T	0	0	0	0%	0%	0.00	0.00	0.00	0.00	0.00	0.00	0.00	0.00	0.00	0.00	0.00	0.00	0
OG	0	0	0	0%	0%	0.00	0.00	0.00	0.00	0.00	0.00	0.00	0.00	0.00	0.00	0.00	0.00	0
	397	390	7	98%	2%													



JULY 2020 ARRIVALS (0300 - 0900)

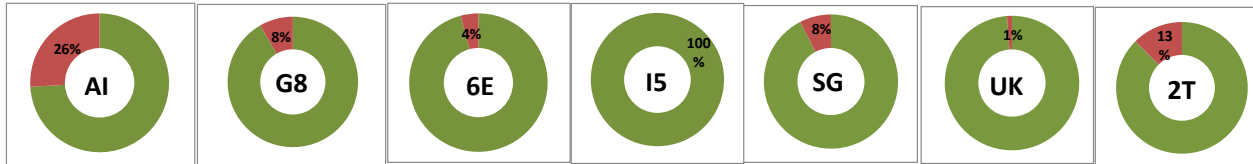
AIRLINES	TOTAL ARRIVALS	FLIGHTS ON TIME (STA + 15 min)	FLIGHTS DELAYED (STA + MORE THAN 15 Min)	% ON TIME	% DELAYED	NUMBER OF FLIGHTS DELAYED DUE TO										TOTAL ARRIVAL DELAY		
						AIRLINES					AIRPORT		WEATHER		ATC			
						PASSENGER & BAGGAGE HANDLING (IATA CODES 11-18)	AIRCRAFT & RAMP HANDLING (IATA CODES 31-39)	TECHNICAL, AUTOMATED EQUIPMENT FAILURE (IATA CODES 41-48)	OPERATIONS, CREW (IATA CODES 61-69)	REACTIONARY REASONS (IATA CODES 91-96)	AIRPORT FACILITIES (IATA CODES 87,89)	AIRPORT SECURITY (IATA CODE 85)	DESTINATION AIRPORT BELOW MINIMA (IATA CODE 72)	DEPARTURE AERODROME BELOW MINIMA (IATA CODE 71)	ATFM (IATA CODES 81-84)			
AI	10	1	9	10%	90%	-	-	-	-	-	-	-	-	-	-	-	-	-
G8	0	0	0	0%	0%	-	-	-	-	-	-	-	-	-	-	-	-	-
6E	24	24	0	100%	0%	-	-	-	-	-	-	-	-	-	-	-	-	-
I5	0	0	0	0%	0%	-	-	-	-	-	-	-	-	-	-	-	-	-
SG	0	0	0	0%	0%	-	-	-	-	-	-	-	-	-	-	-	-	-
UK	10	10	0	100%	0%	-	-	-	-	-	-	-	-	-	-	-	-	-
2T	0	0	0	0%	0%	-	-	-	-	-	-	-	-	-	-	-	-	-
OG	0	0	0	0%	0%	-	-	-	-	-	-	-	-	-	-	-	-	-
	44	35	9	80%	20%													



Delay Percentage

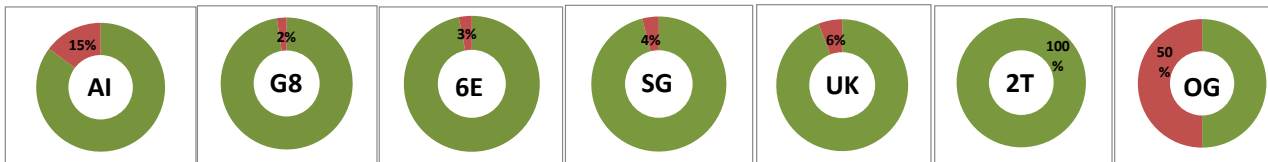
JULY 2020 DEPARTURES (0900 - 1500)

AIRLINES	TOTAL DEPARTURES	FLIGHTS ON TIME (STD + 15 min)	FLIGHTS DELAYED (STD + MORE THAN 15 Min)	% ON TIME	% DELAYED	NUMBER OF FLIGHTS DELAYED DUE TO										TOTAL DEPARTURE DELAY
						AIRLINES					AIRPORT		WEATHER		ATC	
						PASSENGER & BAGGAGE HANDLING (IATA CODES 11-18)	AIRCRAFT & RAMP HANDLING (IATA CODES 31-39)	TECHNICAL, AUTOMATED EQUIPMENT FAILURE (IATA CODES 41-48)	OPERATIONS, CREW (IATA CODES 61-69)	REACTIONARY REASONS (IATA CODES 91-96)	AIRPORT FACILITIES (IATA CODES 87,89)	AIRPORT SECURITY (IATA CODE 85)	DESTINATION AIRPORT BELOW MINIMA (IATA CODE 72)	DEPARTURE AERODROME BELOW MINIMA (IATA CODE 71)	ATFM (IATA CODES 81-84)	
AI	54	40	14	74%	26%	1.00	0.00	0.00	4.00	0.00	0.00	0.00	9.00	0.00	0.00	14
G8	84	77	7	92%	8%	0.00	0.00	0.00	3.00	4.00	0.00	0.00	0.00	0.00	0.00	7
6E	266	255	11	96%	4%	2.00	1.00	0.00	2.00	4.00	0.00	0.00	0.00	2.00	0.00	11
I5	11	11	0	100%	0%	0.00	0.00	0.00	0.00	0.00	0.00	0.00	0.00	0.00	0.00	0
SG	158	146	12	92%	8%	0.00	0.00	6.00	0.00	3.00	0.00	0.00	0.00	2.00	1.00	12
UK	85	84	1	99%	1%	0.00	0.00	0.00	1.00	0.00	0.00	0.00	0.00	0.00	0.00	1
2T	8	7	1	88%	13%	0.00	0.00	0.00	0.00	1.00	0.00	0.00	0.00	0.00	0.00	1
OG	0	0	0	0%	0%	0.00	0.00	0.00	0.00	0.00	0.00	0.00	0.00	0.00	0.00	0
	666	620	46	93%	7%											



JULY 2020 ARRIVALS (0900 - 1500)

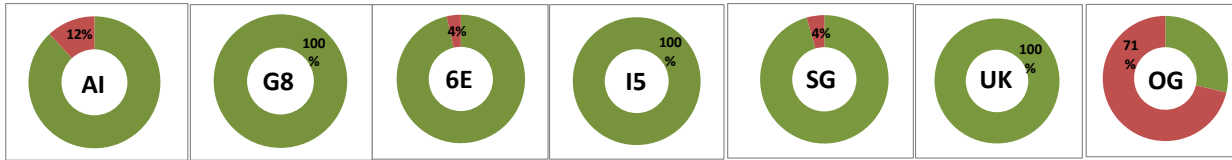
AIRLINES	TOTAL ARRIVALS	FLIGHTS ON TIME (STA + 15 min)	FLIGHTS DELAYED (STA + MORE THAN 15 Min)	% ON TIME	% DELAYED	NUMBER OF FLIGHTS DELAYED DUE TO										TOTAL ARRIVAL DELAY
						AIRLINES					AIRPORT		WEATHER		ATC	
						PASSENGER & BAGGAGE HANDLING (IATA CODES 11-18)	AIRCRAFT & RAMP HANDLING (IATA CODES 31-39)	TECHNICAL, AUTOMATED EQUIPMENT FAILURE (IATA CODES 41-48)	OPERATIONS, CREW (IATA CODES 61-69)	REACTIONARY REASONS (IATA CODES 91-96)	AIRPORT FACILITIES (IATA CODES 87,89)	AIRPORT SECURITY (IATA CODE 85)	DESTINATION AIRPORT BELOW MINIMA (IATA CODE 72)	DEPARTURE AERODROME BELOW MINIMA (IATA CODE 71)	ATFM (IATA CODES 81-84)	
AI	27	23	4	85%	15%	-	-	-	-	-	-	-	-	-	-	-
G8	42	41	1	98%	2%	-	-	-	-	-	-	-	-	-	-	-
6E	259	251	8	97%	3%	-	-	-	-	-	-	-	-	-	-	-
I5	7	7	0	0%	0%	-	-	-	-	-	-	-	-	-	-	-
SG	151	145	6	96%	4%	-	-	-	-	-	-	-	-	-	-	-
UK	34	32	2	94%	6%	-	-	-	-	-	-	-	-	-	-	-
2T	8	8	0	100%	0%	-	-	-	-	-	-	-	-	-	-	-
OG	6	3	3	50%	50%	-	-	-	-	-	-	-	-	-	-	-
	534	510	24	96%	4%											



Delay Percentage

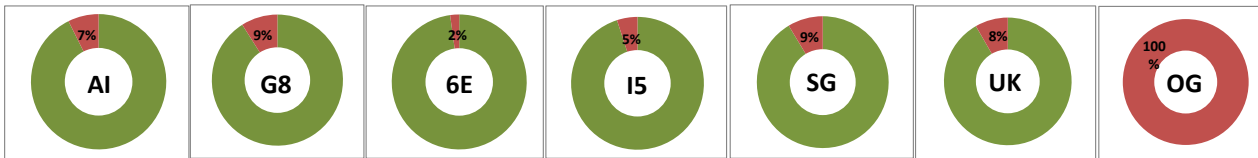
JULY 2020 DEPARTURES (1500 - 2300)

AIRLINES	TOTAL DEPARTURES	FLIGHTS ON TIME (STD + 15 min)	FLIGHTS DELAYED (STD + MORE THAN 15 Min)	% ON TIME	% DELAYED	NUMBER OF FLIGHTS DELAYED DUE TO										TOTAL DEPARTURE DELAY		
						AIRLINES					AIRPORT		WEATHER		ATC			
						PASSENGER & BAGGAGE HANDLING (IATA CODES 11-18)	AIRCRAFT & RAMP HANDLING (IATA CODES 31-39)	TECHNICAL, AUTOMATED EQUIPMENT FAILURE (IATA CODES 41-48)	OPERATIONS, CREW (IATA CODES 61-69)	REACTIONARY REASONS (IATA CODES 91-96)	AIRPORT FACILITIES (IATA CODES 87,89)	AIRPORT SECURITY (IATA CODE 85)	DESTINATION AIRPORT BELOW MINIMA (IATA CODE 72)	DEPARTURE AERODROME BELOW MINIMA (IATA CODE 71)	ATFM (IATA CODES 81-84)			
AI	67	59	8	88%	12%	1.00	2.00	0.00	4.00	1.00	0.00	0.00	0.00	0.00	0.00	0.00	0.00	8
G8	5	5	0	100%	0%	0.00	0.00	0.00	0.00	0.00	0.00	0.00	0.00	0.00	0.00	0.00	0.00	0
6E	168	162	6	96%	4%	0.00	0.00	2.00	2.00	2.00	0.00	0.00	0.00	0.00	0.00	0.00	0.00	6
I5	9	9	0	100%	0%	0.00	0.00	0.00	0.00	0.00	0.00	0.00	0.00	0.00	0.00	0.00	0.00	0
SG	45	43	2	96%	4%	0.00	0.00	0.00	1.00	0.00	0.00	0.00	1.00	0.00	0.00	0.00	0.00	2
UK	3	3	0	100%	0%	0.00	0.00	0.00	0.00	0.00	0.00	0.00	0.00	0.00	0.00	0.00	0.00	0
2T	0	0	0	0%	0%	0.00	0.00	0.00	0.00	0.00	0.00	0.00	0.00	0.00	0.00	0.00	0.00	0
OG	7	2	5	29%	71%	0.00	0.00	0.00	0.00	5.00	0.00	0.00	0.00	0.00	0.00	0.00	0.00	5
304	283	21	93%	7%														



JULY 2020 ARRIVALS (1500 - 2300)

AIRLINES	TOTAL ARRIVALS	FLIGHTS ON TIME (STA + 15 min)	FLIGHTS DELAYED (STA + MORE THAN 15 Min)	% ON TIME	% DELAYED	NUMBER OF FLIGHTS DELAYED DUE TO										TOTAL ARRIVAL DELAY		
						AIRLINES					AIRPORT		WEATHER		ATC			
						PASSENGER & BAGGAGE HANDLING (IATA CODES 11-18)	AIRCRAFT & RAMP HANDLING (IATA CODES 31-39)	TECHNICAL, AUTOMATED EQUIPMENT FAILURE (IATA CODES 41-48)	OPERATIONS, CREW (IATA CODES 61-69)	REACTIONARY REASONS (IATA CODES 91-96)	AIRPORT FACILITIES (IATA CODES 87,89)	AIRPORT SECURITY (IATA CODE 85)	DESTINATION AIRPORT BELOW MINIMA (IATA CODE 72)	DEPARTURE AERODROME BELOW MINIMA (IATA CODE 71)	ATFM (IATA CODES 81-84)			
AI	109	101	8	93%	7%	-	-	-	-	-	-	-	-	-	-	-	-	-
G8	100	91	9	91%	9%	-	-	-	-	-	-	-	-	-	-	-	-	-
6E	370	362	8	98%	2%	-	-	-	-	-	-	-	-	-	-	-	-	-
I5	20	19	1	95%	5%	-	-	-	-	-	-	-	-	-	-	-	-	-
SG	139	127	12	91%	9%	-	-	-	-	-	-	-	-	-	-	-	-	-
UK	48	44	4	92%	8%	-	-	-	-	-	-	-	-	-	-	-	-	-
2T	0	0	0	0%	0%	-	-	-	-	-	-	-	-	-	-	-	-	-
OG	1	0	1	0%	100%	-	-	-	-	-	-	-	-	-	-	-	-	-
787	744	43	95%	5%														



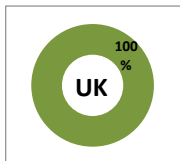
Delay Percentage

JULY 2020 DEPARTURES (2300 - 0300)

AIRLINES	TOTAL DEPARTURES	FLIGHTS ON TIME (STD + 15 min)	FLIGHTS DELAYED (STD + MORE THAN 15 Min)	% ON TIME	% DELAYED	NUMBER OF FLIGHTS DELAYED DUE TO										TOTAL DEPARTURE DELAY
						AIRLINES					AIRPORT		WEATHER		ATC	
						PASSENGER & BAGGAGE HANDLING (IATA CODES 11-18)	AIRCRAFT & RAMP HANDLING (IATA CODES 31-39)	TECHNICAL, AUTOMATED EQUIPMENT FAILURE (IATA CODES 41-48)	OPERATIONS, CREW (IATA CODES 61-69)	REACTIONARY REASONS (IATA CODES 91-96)	AIRPORT FACILITIES (IATA CODES 87,89)	AIRPORT SECURITY (IATA CODE 85)	DESTINATION AIRPORT BELOW MINIMA (IATA CODE 72)	DEPARTURE AERODROME BELOW MINIMA (IATA CODE 71)	ATFM (IATA CODES 81-84)	
AI	0	0	0	0%	0%	0	0	0	0	0	0	0	0	0	0	0
G8	0	0	0	0%	0%	0	0	0	0	0	0	0	0	0	0	0
6E	0	0	0	0%	0%	0	0	0	0	0	0	0	0	0	0	0
I5	0	0	0	0%	0%	0	0	0	0	0	0	0	0	0	0	0
SG	0	0	0	0%	0%	0	0	0	0	0	0	0	0	0	0	0
UK	0	0	0	0%	0%	0	0	0	0	0	0	0	0	0	0	0
2T	0	0	0	0%	0%	0	0	0	0	0	0	0	0	0	0	0
OG	0	0	0	0%	0%	0	0	0	0	0	0	0	0	0	0	0
	0	0	0	0%	0%											

JULY 2020 ARRIVALS (2300 - 0300)

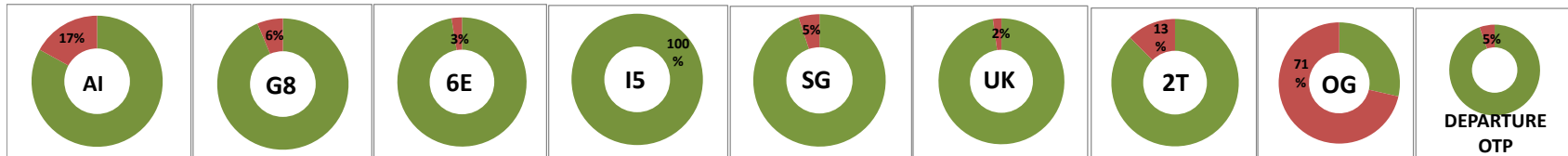
AIRLINES	TOTAL ARRIVALS	FLIGHTS ON TIME (STA + 15 min)	FLIGHTS DELAYED (STA + MORE THAN 15 Min)	% ON TIME	% DELAYED	NUMBER OF FLIGHTS DELAYED DUE TO										TOTAL ARRIVAL DELAY
						AIRLINES					AIRPORT		WEATHER		ATC	
						PASSENGER & BAGGAGE HANDLING (IATA CODES 11-18)	AIRCRAFT & RAMP HANDLING (IATA CODES 31-39)	TECHNICAL, AUTOMATED EQUIPMENT FAILURE (IATA CODES 41-48)	OPERATIONS, CREW (IATA CODES 61-69)	REACTIONARY REASONS (IATA CODES 91-96)	AIRPORT FACILITIES (IATA CODES 87,89)	AIRPORT SECURITY (IATA CODE 85)	DESTINATION AIRPORT BELOW MINIMA (IATA CODE 72)	DEPARTURE AERODROME BELOW MINIMA (IATA CODE 71)	ATFM (IATA CODES 81-84)	
AI	0	0	0	0%	0%	-	-	-	-	-	-	-	-	-	-	-
G8	0	0	0	0%	0%	-	-	-	-	-	-	-	-	-	-	-
6E	0	0	0	0%	0%	-	-	-	-	-	-	-	-	-	-	-
I5	0	0	0	0%	0%	-	-	-	-	-	-	-	-	-	-	-
SG	0	0	0	0%	0%	-	-	-	-	-	-	-	-	-	-	-
UK	1	1	0	100%	0%	-	-	-	-	-	-	-	-	-	-	-
2T	0	0	0	0%	0%	-	-	-	-	-	-	-	-	-	-	-
OG	0	0	0	0%	0%	-	-	-	-	-	-	-	-	-	-	-
	1	1	0	0%	0%											



Delay Percentage

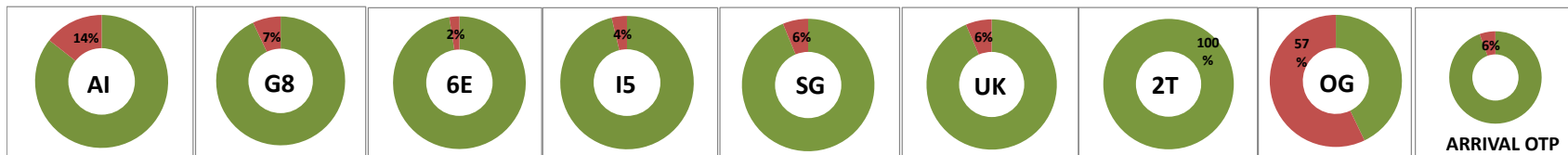
JULY 2020 DEPARTURES

AIRLINES	TOTAL DEPARTURES	FLIGHTS ON TIME (STD + 15 min)	FLIGHTS DELAYED (STD + MORE THAN 15 Min)	% ON TIME	% DELAYED	NUMBER OF FLIGHTS DELAYED DUE TO										TOTAL DEPARTURE DELAY
						AIRLINES					AIRPORT		WEATHER		ATC	
						PASSENGER & BAGGAGE HANDLING (IATA CODES 11-18)	AIRCRAFT & RAMP HANDLING (IATA CODES 31-39)	TECHNICAL, AUTOMATED EQUIPMENT FAILURE (IATA CODES 41-48)	OPERATIONS, CREW (IATA CODES 61-69)	REACTIONARY REASONS (IATA CODES 91-96)	AIRPORT FACILITIES (IATA CODES 87,89)	AIRPORT SECURITY (IATA CODE 85)	DESTINATION AIRPORT BELOW MINIMA (IATA CODE 72)	DEPARTURE AERODROME BELOW MINIMA (IATA CODE 71)	ATFM (IATA CODES 81-84)	
AI	147	122	25	83%	17%	2.00	2.00	0.00	10.00	2.00	0.00	0.00	9.00	0.00	0.00	25
G8	142	133	9	94%	6%	0.00	0.00	0.00	4.00	5.00	0.00	0.00	0.00	0.00	0.00	9
6E	652	635	17	97%	3%	2.00	1.00	2.00	4.00	6.00	0.00	0.00	0.00	2.00	0.00	17
I5	27	27	0	100%	0%	0.00	0.00	0.00	0.00	0.00	0.00	0.00	0.00	0.00	0.00	0
SG	292	277	15	95%	5%	0.00	0.00	6.00	1.00	4.00	0.00	0.00	1.00	2.00	1.00	15
UK	92	90	2	98%	2%	0.00	0.00	0.00	2.00	0.00	0.00	0.00	0.00	0.00	0.00	2
2T	8	7	1	88%	13%	0.00	0.00	0.00	0.00	1.00	0.00	0.00	0.00	0.00	0.00	1
OG	7	2	5	29%	71%	0.00	0.00	0.00	0.00	5.00	0.00	0.00	0.00	0.00	0.00	5
	1367	1293	74	95%	5%											



JULY 2020 ARRIVALS

AIRLINES	TOTAL ARRIVALS	FLIGHTS ON TIME (STA + 15 min)	FLIGHTS DELAYED (STA + MORE THAN 15 Min)	% ON TIME	% DELAYED	NUMBER OF FLIGHTS DELAYED DUE TO										TOTAL ARRIVAL DELAY
						AIRLINES					AIRPORT		WEATHER		ATC	
						PASSENGER & BAGGAGE HANDLING (IATA CODES 11-18)	AIRCRAFT & RAMP HANDLING (IATA CODES 31-39)	TECHNICAL, AUTOMATED EQUIPMENT FAILURE (IATA CODES 41-48)	OPERATIONS, CREW (IATA CODES 61-69)	REACTIONARY REASONS (IATA CODES 91-96)	AIRPORT FACILITIES (IATA CODES 87,89)	AIRPORT SECURITY (IATA CODE 85)	DESTINATION AIRPORT BELOW MINIMA (IATA CODE 72)	DEPARTURE AERODROME BELOW MINIMA (IATA CODE 71)	ATFM (IATA CODES 81-84)	
AI	146	125	21	86%	14%	-	-	-	-	-	-	-	-	-	-	-
G8	142	132	10	93%	7%	-	-	-	-	-	-	-	-	-	-	-
6E	653	637	16	98%	2%	-	-	-	-	-	-	-	-	-	-	-
I5	27	26	1	96%	4%	-	-	-	-	-	-	-	-	-	-	-
SG	290	272	18	94%	6%	-	-	-	-	-	-	-	-	-	-	-
UK	93	87	6	94%	6%	-	-	-	-	-	-	-	-	-	-	-
2T	8	8	0	100%	0%	-	-	-	-	-	-	-	-	-	-	-
OG	7	3	4	43%	57%	-	-	-	-	-	-	-	-	-	-	-
	1366	1290	76	94%	6%											



Delay Percentage